

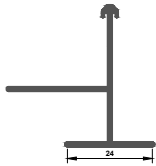
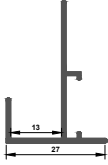

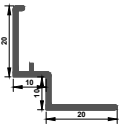
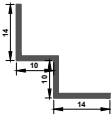

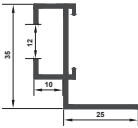


# PERIMETER TRIMS AND TRANSITION ANGLES



NCS perimeter trims are designed to seamlessly finish off a ceiling space, transition between plasterboard and ceiling grid, or create a bulkhead.

# TECHNICAL INFORMATION

SECTION	PART	COLOUR	DIMENSIONS	LENGTH	ITEM NO.
	Grid to plasterboard transition trim	White	24mm face	3600mm	SF-FF
	Bulkhead trim	White	27mm face	3600mm	KLBH
	Aluminium wall angle	White	19 x 19mm	3600mm	AST
	Shadowline aluminium wall angle	White	20 x 10 x 20mm	3600mm	ASL
	Budget shadowline aluminium wall angle	White	14 x 10 x 14mm	3600mm	WSL
	Seismic plain aluminium wall angle	White	35 x 25mm	3600mm	SWA
	Seismic shadowline aluminium wall angle	White	35 x 10 x 25mm	3600mm	SWAS