



RIDGE™

ACOUSTICAL CEILING PANELS



A 16mm non-directional perforated acoustic ceiling panel that provides mid-range sound absorption and attenuation. With RH99 humidity resistance, the Ridge is a cost-effective solution for improved acoustics in any space.

APPLICATIONS:

- Offices
- Conference rooms
- Classrooms
- Retail areas



GROUP 1



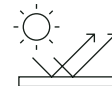
RH 99



CLEANABLE



ANTI-MOULD



LRV 0.84






28% RECYCLED

SHORT SPECIFICATION

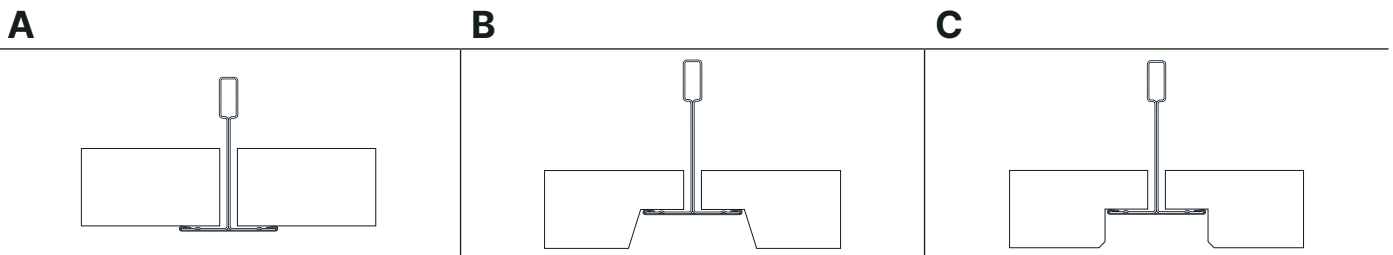
Ceiling shall comprise NCS Ridge™ acoustical ceiling panels with NCS GT Ultimate™ 24mm steel exposed grid including wall trim as manufactured for NCS.

Panels shall have NRC 0.60, CAC 35 minimum, nominal size 1200 × 600 × 16mm, square (SQ) edge detail.

TECHNICAL INFORMATION

EDGE	PANEL SIZE	ITEM NO.	NRC	CAC	LR	COLOUR	GRID	VOC EMISSIONS	RECYCLED CONTENT
SQ 	600 × 600 × 16mm	NR6060S	0.60	35	0.84	White	A	Low	28 - 45%
	1200 × 600 × 16mm	NR1260S	0.60	35	0.84	White	A	Low	28 - 45%
	1220 × 610 × 16mm	NR1260S	0.60	35	0.84	White	A	Low	28 - 45%
SLT 	600 × 600 × 16mm	NR6060T24	0.60	35	0.84	White	B	Low	28 - 45%
	1200 × 600 × 16mm	NR1260T24	0.60	35	0.84	White	B	Low	28 - 45%
FLB 	600 × 600 × 16mm	NR6060T15	0.60	35	0.84	White	C	Low	28 - 45%
	1200 × 600 × 16mm	NR1260T15	0.60	35	0.84	White	C	Low	28 - 45%

GRID PROFILE OPTIONS



WEIGHT

3.6 - 3.9kg/m²

ENVIRONMENTAL LIMITATIONS

49°C, 99% RH max.

THERMAL RESISTANCE

R 0.3 (m²K)/W

MAXIMUM BACKLOADING

0 kg/m²

MAINTENANCE

Can be cleaned easily with a soft brush or vacuum.

INSTALLATION

Do not begin installing until the building is fully enclosed, dry and watertight; and suitable permanent heating and cooling equipment is in operation. Ensure residual moisture from wet trades has been removed, and the area is free of fumes. Do not mix batches in a continuous area.

PROPRIETARY TECHNOLOGY

This product's combination of sag resistance and acoustic performance results from proprietary technology.

FIRE RATING

Group 1 material.

CLEANING RECOMMENDATIONS

To clean, use a clean cloth, dampened with water or a mild detergent. Wipe surface. To disinfect, spray lightly with a disinfectant solution and wipe clean with a clean cloth. Suitable disinfectants include:

- Hydrogen peroxide
- Isopropyl alcohol
- Quaternary ammonium
- Sodium hypochlorite