NCS

1300 627 001

sales@nationalcs.com.au

nationalcs.com.au

DESIGNED AND MANUFACTURED IN EUROPE.



DOUBLE STRUCTURE
DECORATIVE BAFFLE SYSTEM

30 YEAR GUARANTEE

A rectangular interlocking metal baffle system with a double carrier rail structure. A variety of baffle sizes are available to suit any application, and are also available with acoustic fleece and perforations to improve acoustic performance.

APPLICATIONS:

- Offices and conference rooms
- Hospitality and retail areas
- Apartments and hotels

GROUP 1 | RH 99 | CLEANABLE | ANTI-MOULD

SHORT SPECIFICATION

Baffle system shall comprise NCS Double Structure Baffles, size [specify baffle size] and [specify TRB or T2025] carrier rails. Baffles and carrier rails shall be powder coated [specify colour], and perforated [specify perforation number if applicable].

Space baffles at [specify spacing].

COPYRIGHT © 2024

TRB SECTION DETAILS

BAFFLES

All dimensions in millimetres.

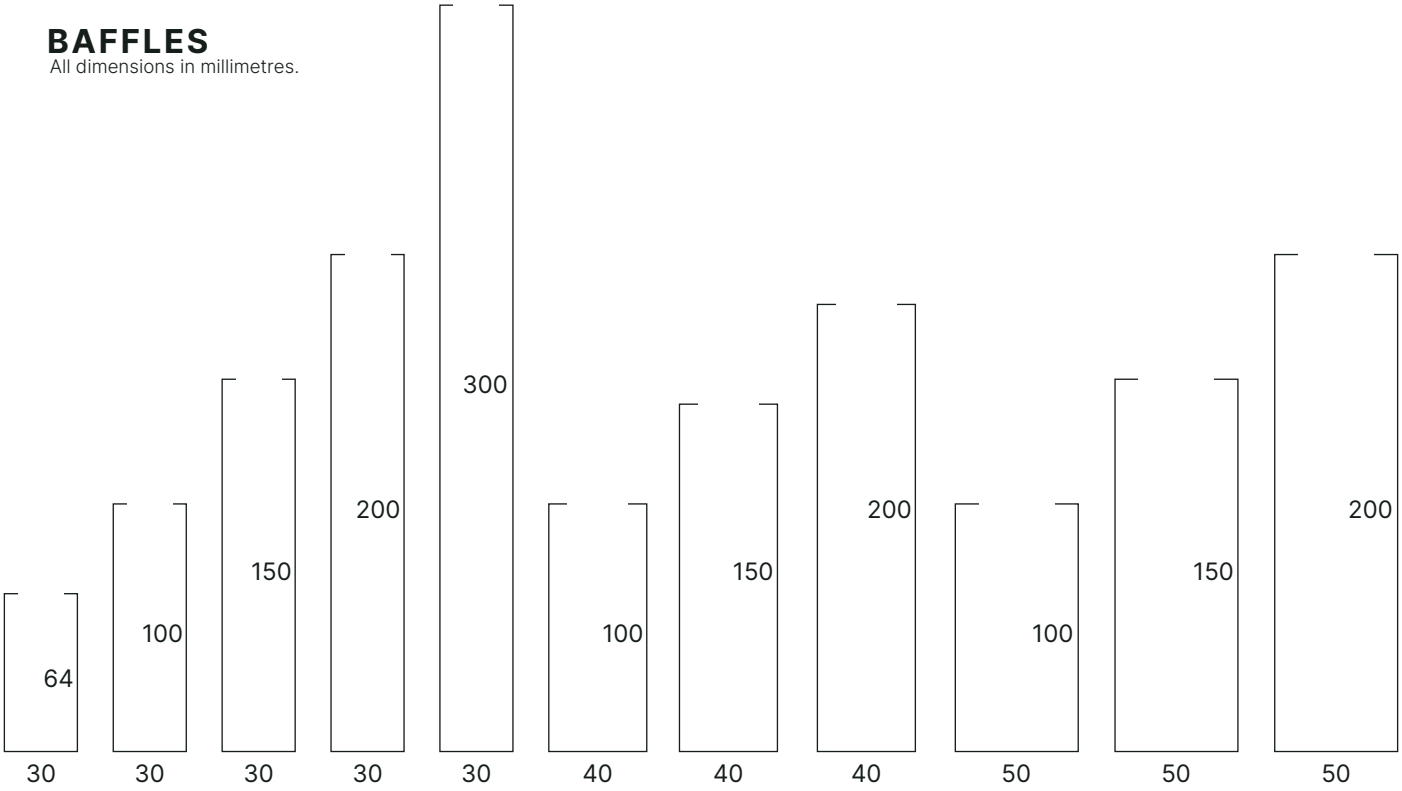

TRB CARRIER RAIL

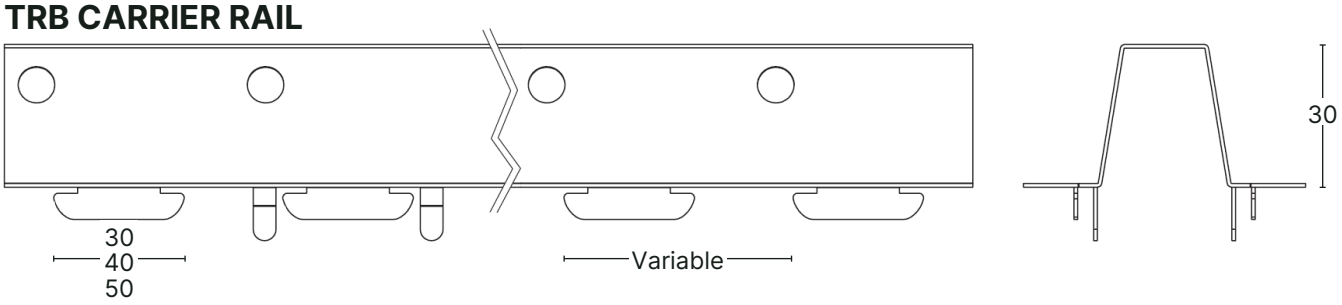

WEIGHT

Varies

ENVIRONMENTAL LIMITATIONS

90% Relative Humidity (RH).

CORROSION RESISTANCE

Galvanised steel: C2 Class

Pre-painted galvanised steel: C3 Class

Post-painted galvanised steel: C4 Class

Pre & post-painted aluminium: C5 Class

FLEXION RESISTANCE

Maximum span 1200mm - 1 Class

FIRE REACTION

Structure, suspensions and wall angles: A1 Class

Smooth or perforated Baffle with acoustic fleece: A1 Class

Perforated Baffle with Standard acoustic fleece: A2S1D0 Class

INSTALLATION

Do not begin installing until the building is fully enclosed, dry and watertight; and suitable permanent heating and cooling equipment is in operation.

STORAGE

Materials must be stored in a closed, clean and dry site, out of direct sunlight. Handle packages with care to avoid damage.

CLEANING RECOMMENDATIONS

To clean, use a wet cloth with warm water and neutral non-abrasive detergents.

COPYRIGHT © 2024
sales@nationalcs.com.au

TRB AXONOMETRIC DIAGRAM

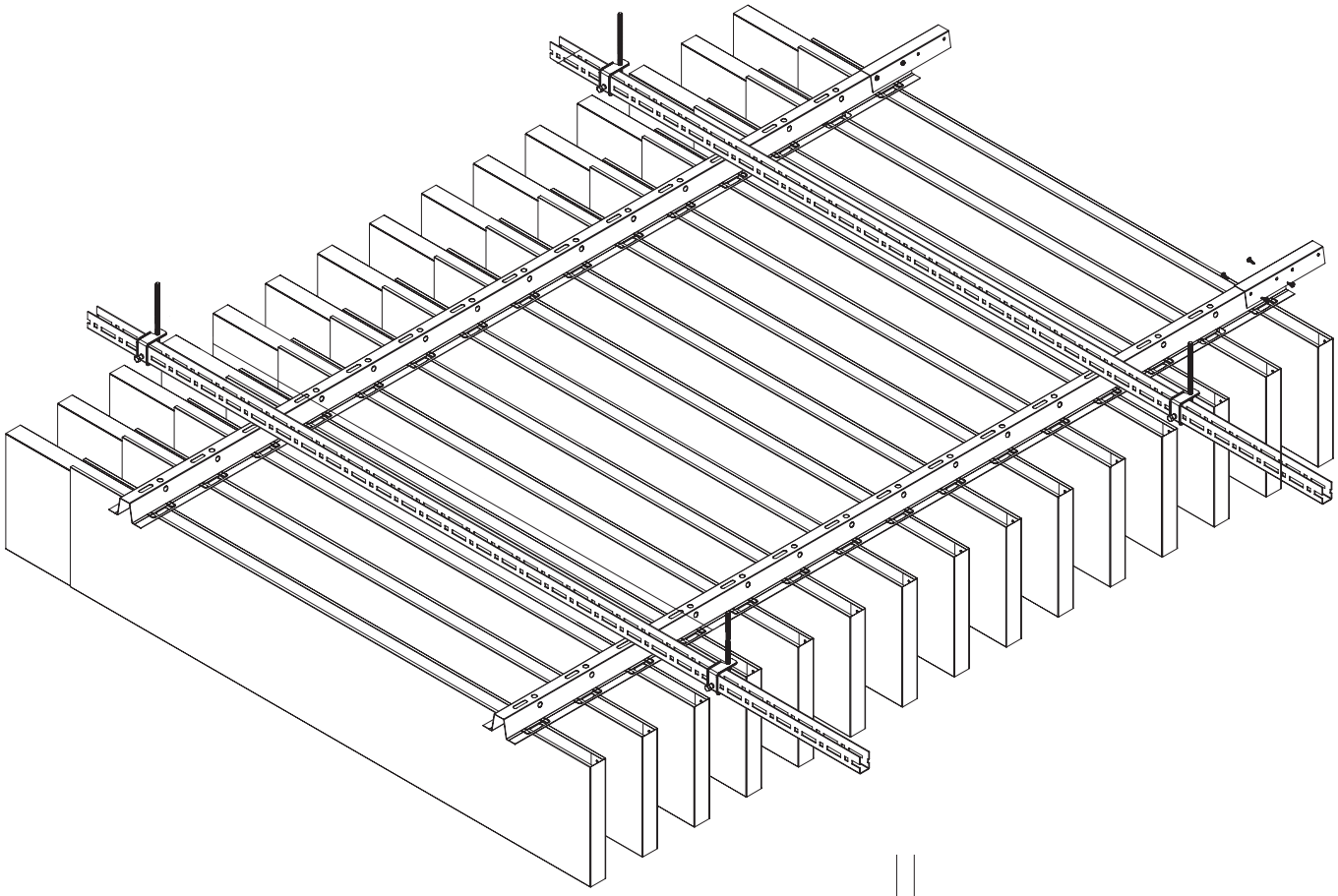

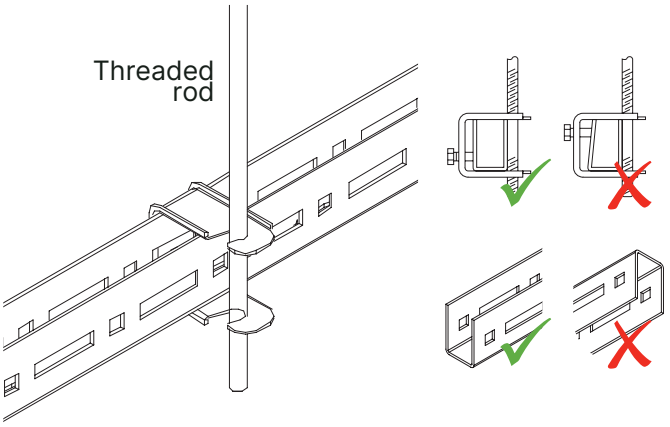

COPYRIGHT © 2024
sales@nationalcs.com.au

T2025 SECTION DETAILS

BAFFLES

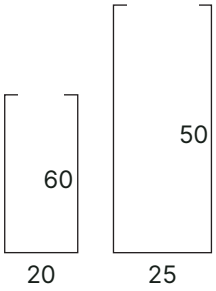

T2025 CARRIER RAIL

All dimensions in millimetres.

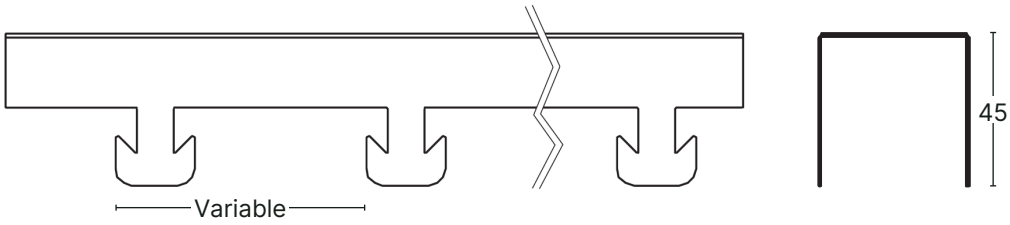

T2025 AXONOMETRIC DIAGRAM

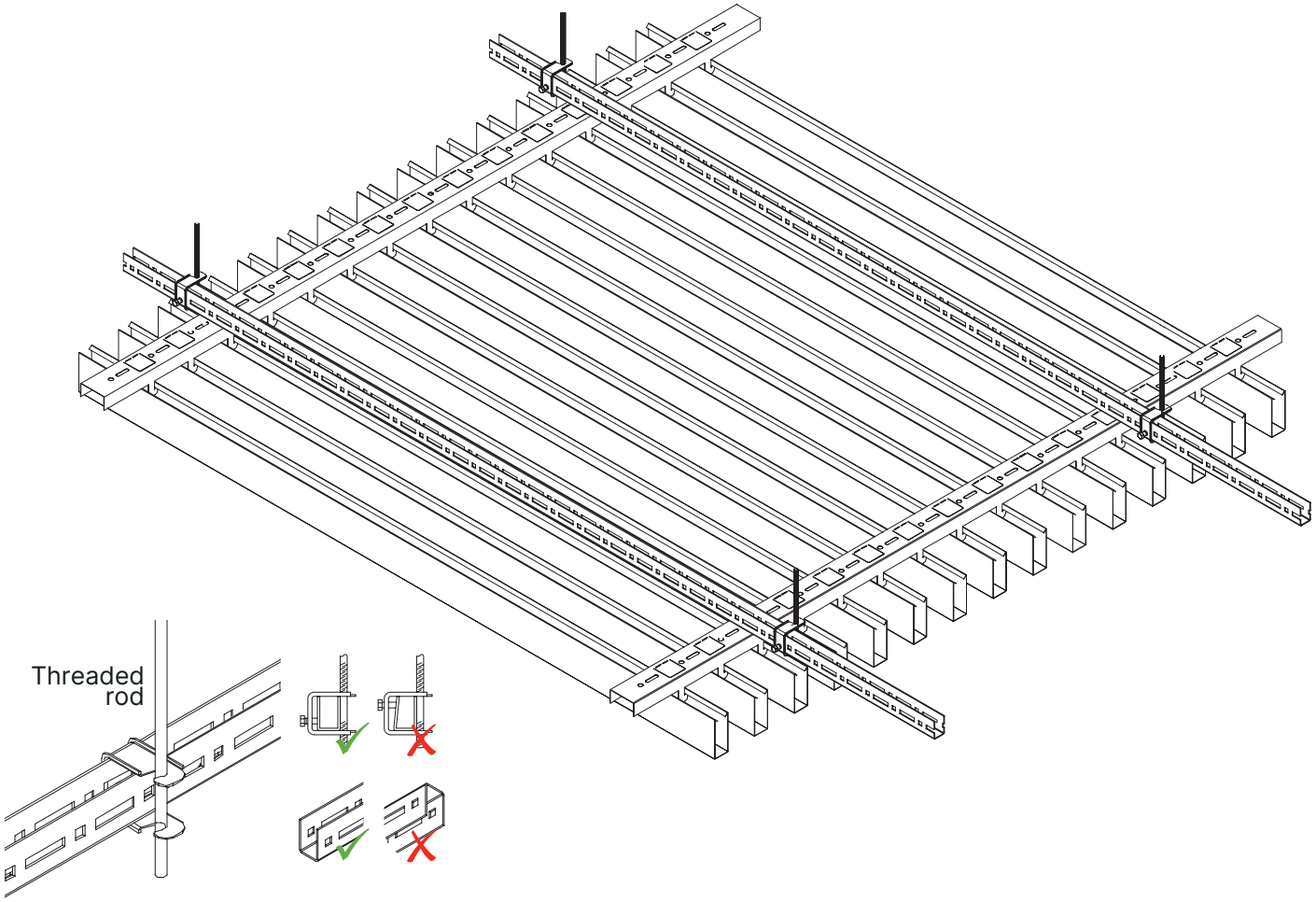

COPYRIGHT © 2024
sales@nationalcs.com.au

PERFORATIONS GUIDE

0.75 - 1.5mm DIAMETER PERFORATIONS

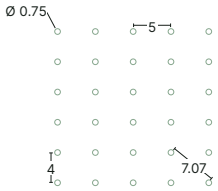

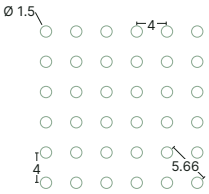

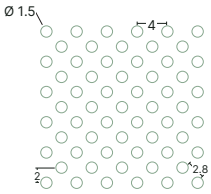

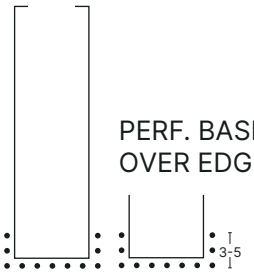

PERF. BASE OVER EDGE

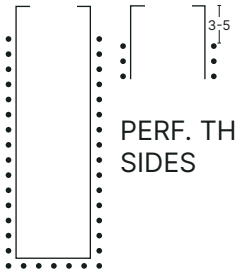

PERF. THREE SIDES

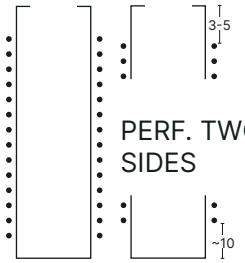

PERF. TWO SIDES

1.8 - 2.0mm DIAMETER PERFORATIONS

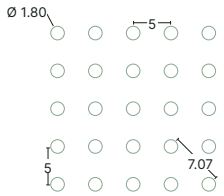

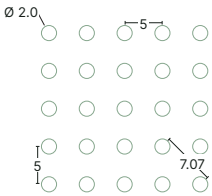

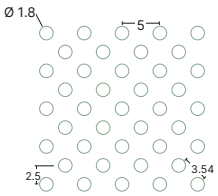

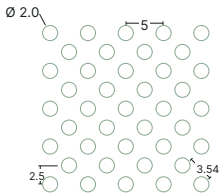

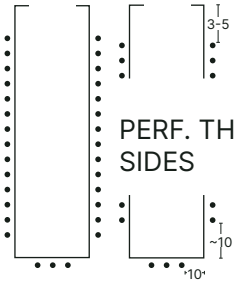

PERF. THREE SIDES

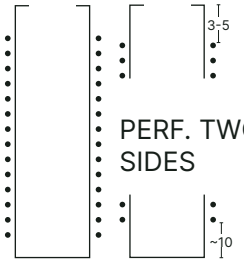

PERF. TWO SIDES

COPYRIGHT © 2024
sales@nationalcs.com.au